





**communities**  
*that care PLUS*

# Use what works!





D  
E  
C  
R  
E  
A  
S  
E




RISK



I  
N  
C  
R  
E  
A  
S  
E

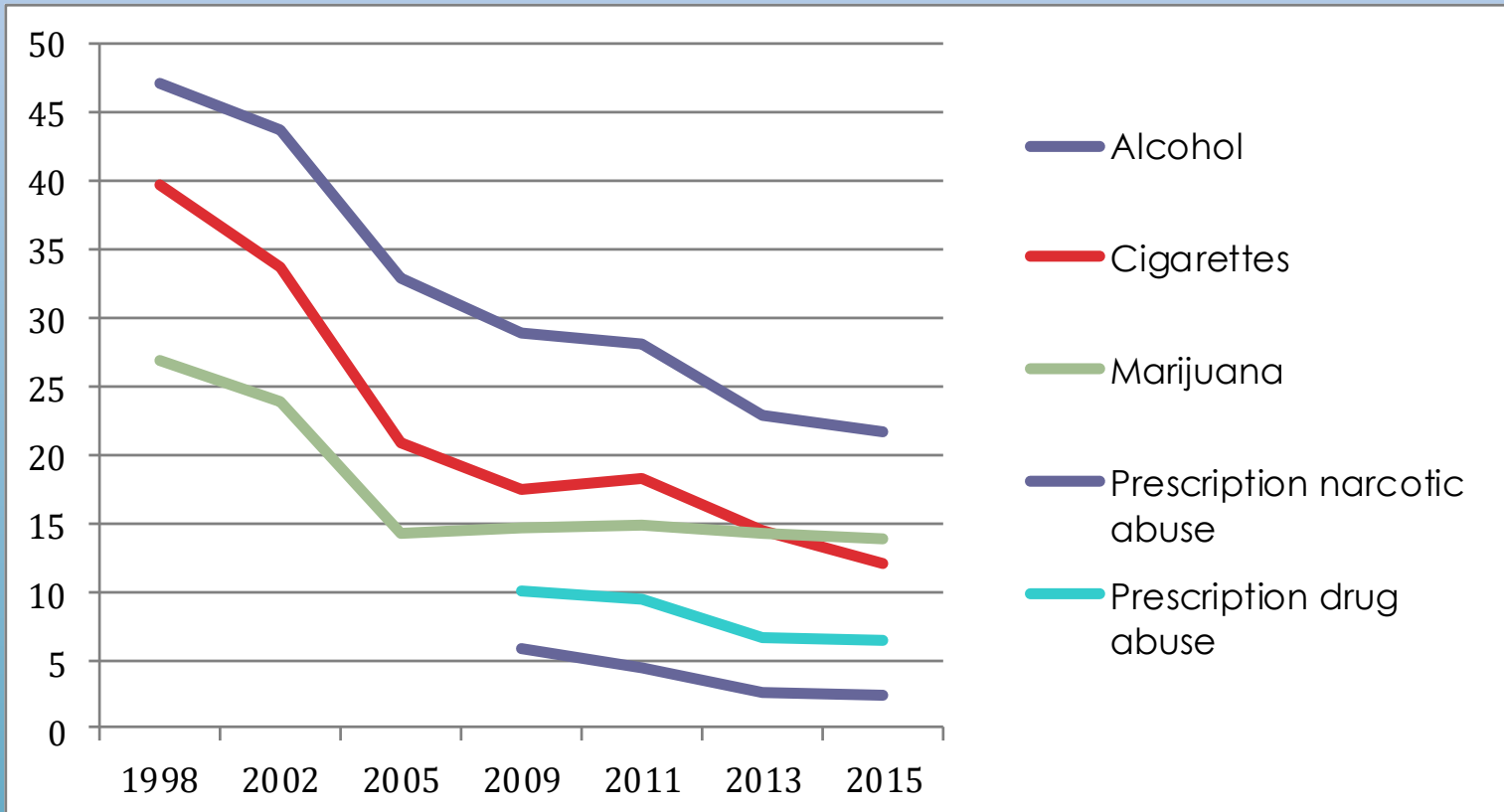
PROTECTION



*Building a stronger Community, one family at a time.*



# Percentage of Lifetime Use of Alcohol, Cigarettes & Marijuana Since 1998



TCSD Data 6-12<sup>th</sup>  
Grades



- 16% of Utah youth report seriously considering suicide in the past 12 months\*
- **17.3%** of **Tooele** youth report the same
- **902** Students
- 8.4% of Tooele youth report one or more attempt in the past 12 months\*







# Look to the Data



Analyze Data

Keep Key Leaders and Stakeholders engaged.






# Build Capacity



- Who else could be involved?
- How can we synergize our efforts?





# Evidence Based School Programs

Q.P.R.

Connect PostVention

Safe Talk

Assist

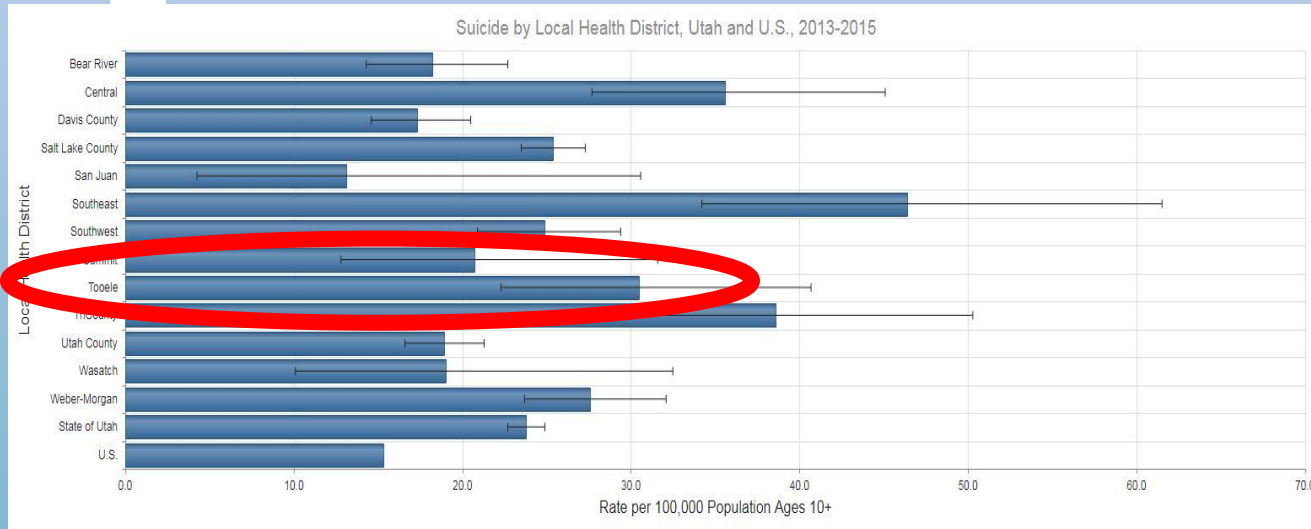


## KEEP PRIMARY PREVENTION STRONG



Answer	% TCSD 2017	% State 2017
No one	54.3	52.6
Parent	33.9	33.2
Teacher	1.9	3.0
Doctor	4.3	3.5
School Counselor	3.9	4.0
Therapist	8.5	8.0
<b>Bishop / Clergy</b>	<b>.8</b>	<b>.4</b>

# Tooele Suicide Prevention



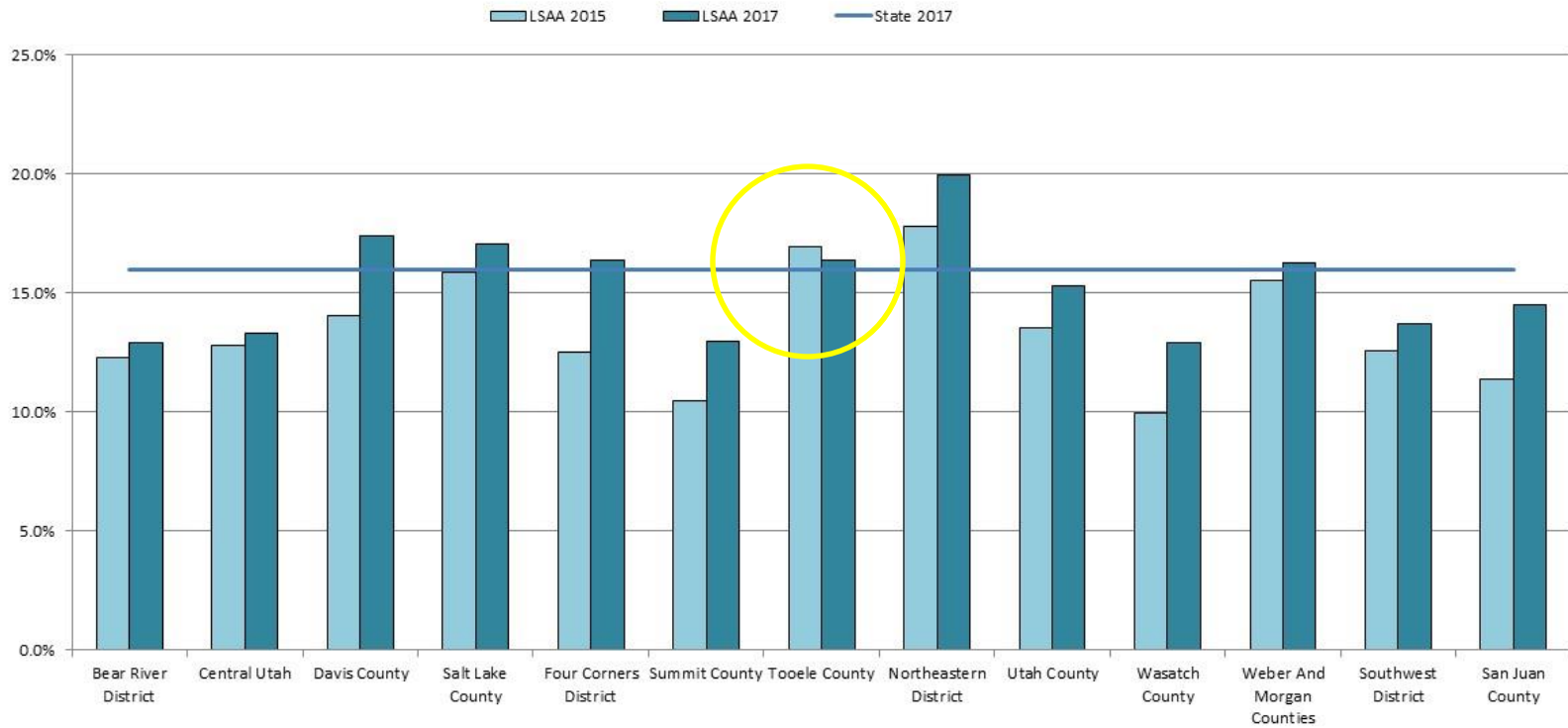
*Rate is 30.5 per 100,000*

But there is **HOPE!**  
2015- 13 Suicide Deaths  
2016- 9 Suicide Deaths

\*\*Utah Dept. of Health IBIS Public Health Data, 2016



### Past-Year Seriously Considered Suicide by LSAA (2015/2017)



# Creating a Culture of Safety and Hope

